

SSH Flexible Fixture Hangers

Heavy Duty Outlet Box Swivel. Ball Joint Swivel Permits 20° Swing

UNILETS® for Use with Threaded Rigid Metal Conduit and IMC.

NEC/CEC:

Listed for Ordinary (Unclassified) Locations

Applications

- Designed for suspension of HID, fluorescent and incandescent lighting fixtures.
- SSH heavy duty swivel hangers for mounting to outlet and concrete boxes.

Features

- Protect fixture against wind and vibration damage.
- Cushion type for added protection where lighting fixtures are subjected to vibration.
- Heavy duty—support fixtures up to 22.7 kg (50 lbs).
- Steel plate serves as cover for outlet or concrete box.
- Ball type swivel joint permits 20° swing from vertical.

Standard Materials

- Malleable iron and steel

Standard Finishes

- Malleable iron and steel parts: zinc electroplate and clear chromate

NEC/CEC Certifications and Compliances

- CSA Certified: 065180
- UL Listed: E2527
- UL Standard: 514A



11360



11362

Illustrated Features



Cat. No. 11360 Safety Swivel Hanger installed in OCR3-1/2 Concrete Box with OCP3/8 Plate



Cat. No. 11362 Safety Swivel Hanger installed in a 4-11/16" Square Box shown with NBFS-38 (not included)

Industrial lighting installations often employ the use of extra heavy fixtures requiring a properly anchored swivel attachment, assuring positive safety to carry the necessary weight. In the Type "SSH" Safety Swivel Hanger, the weight of the entire suspended unit is borne by a fixture stud instead of relying upon the screws and screw ears of the box or ring for support. The "SSH" hanger is furnished with a steel plate to serve as a cover for the 4" Concrete, Octagonal, and 4-11/16" Square boxes.

POLES/HANGERS: NEC/CEC ORDINARY LOCATION FLEXIBLE FIXTURE HANGERS




Appleton®

SSH Flexible Fixture Hangers

Heavy Duty Outlet Box Swivel. Ball Joint Swivel Permits 20° Swing

UNILETS® for Use with Threaded Rigid Metal Conduit and IMC.

NEC/CEC:
Listed for Ordinary (Unclassified) Locations

| | Fixture Stem Size (Inches) | Fixture Stud Size (Inches) | Length A mm (in) | Support Weight kg (lbs) | Catalog Number |
|--|-------------------------------|-------------------------------|---------------------|----------------------------|-------------------|
| Concrete Box – Safety Swivel Hanger – For Concrete Box 2-1/2” to 4” Deep | | | | | |
|  | 1/2 | 3/8 | 55.6 (2.19) | 22.5 (50) | 11360 |
| Octagonal Box – Safety Swivel Hanger – For 4” Octagonal Box 1-1/2” or 2-1/8” Deep | | | | | |
|  | 1/2 | 3/8 | 55.6 (2.19) | 22.5 (50) | 11355 |
| Square Box – Safety Swivel Hanger – For 4-11/16” Square Box 1-1/2” or 2-1/8” Deep | | | | | |
|  | 1/2 | 3/8 | 55.6 (2.19) | 22.5 (50) | 11362 |

POLES/HANGERS: NEC/CEC ORDINARY LOCATION FLEXIBLE FIXTURE HANGERS

